

BOATS WITH A DIFFERENCE


BUILT BY CRAFTSMEN

BACKED BY WARRANTY


Steber Craft

BOX 140, P.O., NARRABEEN, N.S.W. 2101

MAINTENANCE-FREE CLINKER FIBREGLOSS BOATS



DESIGNED & MANUFACTURED IN AUSTRALIA FOR LOCAL CONDITIONS



BERMUDA

L.O.A. 16'. Gunwale, 17' 3". Beam, 6' 4". Transom, 5' 4". Depth, 35". An excellent all-round performer, famed for its soft-riding qualities. Designed for true "outside" conditions. Features back-to-back contoured Vynex seating with inbuilt glove boxes, rope hatch in foredeck, spray rails. Rec. H.P. (Single or twin motor installation) 35-115. Optional extras: Factory-fitted hardtop. Floor mats. Rear seat.

BERMUDA DE-LUXE

L.O.A. 16'. Gunwale, 17' 3". Beam, 6' 4". Transom, 5' 4". Depth, 35". With heavy duty hull, seating for seven. With floor mats, parcel shelves and full width rear seat. Designed for the connoisseur. Rec. H.P. 40-130.

Optional extras: Factory-fitted hardtop. Two-toned deck. Speedo fitted.

INBOARD VERSIONS CAN BE SUPPLIED ON APPLICATION.






BUCCANEER DE-LUXE


L.O.A. 12' 10". Gunwale, 14' 2". Beam, 5' 11". Transom, 5' 0". Depth, 28". An easy to manage high performing family runabout. Features back-to-back fully contoured upholstered Vynex seating with inbuilt glove boxes and side pockets, roomy aft section, flat floor. The "big" small boat. Rec. H.P. 28-50.

Optional extra: Two-toned deck.



ZEPHYR

L.O.A. 16'. Gunwale, 17' 3". Beam, 6' 4". Transom, 5' 4". Depth, 35". Inboard/Outboard version of "Bermuda" complete with fibreglass motor box minus steering and steering wheel, transom cut to template supplied for installation of inboard/outboard motors. Rec. H.P. to 120. Optional extra: Factory-fitted hardtop.




COMET

L.O.A. 15' 0". Gunwale, 16' 1". Beam, 6' 0". Transom, 5' 0". Depth, 31". Combines sophisticated styling with a velvet smooth ride due to a combination of deep V forward with a conventional aft planing area. Features rod type steering, grab rail for passenger, back-to-back contoured seating with inbuilt glove boxes, full depth motor well and inbuilt spray rails. Tinted fully wrap-around windscreen, full length parcel shelves, two-toned deck if required at no additional cost. Long or short shaft transoms. Rec. H.P. 35-115. Optional extra: Rear seat.

INBOARD VERSIONS CAN BE SUPPLIED ON APPLICATION.



ALL "STEBERCRAFT" CLINKER FIBREGLASS MOD



ROVER

L.O.A. 12' 3". Gunwale, 13' 1". Beam, 5' 7". Transom, 4' 4". Depth, 26".
The newest concept in small, roomy runabouts, featuring back-to-back contoured upholstered Vynex seating with inbuilt glove boxes, wind-screen, steering, deck hardware, inbuilt spray rails and self-draining motor well. Rec. H.P. 18-35.

ELS ARE RENOWNED FOR EXCEPTIONAL SEAWORTHIN



CLIPPER

L.O.A. 16'. Gunwale, 17' 3". Beam, 6' 4". Transom, 5' 4". Depth, 35".
A top grade all-round fishing runabout, truly a large, rugged, deep safe boat. Features rope hatch in foredeck, a flat forward seat, giving a spacious interior aft section for the true angler's fishing equipment. Has spray rails, wide well for single or twin motor installation, deck hardware, steering, windscreen. Rec. H.P. 35-115.
Optional extras: Additional flat seats, Fish tanks.

SS, DURABILITY AND DRY RIDING QUALITIES



SEALION

L.O.A. 15' 0". Gunwale, 16' 1". Beam, 6' 0". Transom, 5' 0". Depth, 31". An excellent seaworthy and rugged "outside" fishing boat for the fastidious fisherman. Featuring rowlock sockets, oar holders, large front buoyancy tank incorporating parcel shelf, self-draining well, three seats. Tiller steering only. Rec. H.P. 20-35. Optional extra: Fish tank.



DOLPHIN

L.O.A. 12' 10". Gunwale, 14' 2". Beam, 5' 11". Transom, 5' 0". Depth, 28". A safe, beamy and deep medium-sized fishing boat famed for its dryness under all conditions. Featuring self-draining well, deck hardware, rowlock sockets, oar holders, three seats. Tiller steering only. Rec. H.P. 10-25. Optional extra: Fish tank.




MARLIN

L.O.A. 12' 0". Gunwale, 13' 0". Beam, 5' 3". Transom, 4' 0". Depth, 23". A strongly constructed, roomy fishing boat with amazing rough water capabilities for its size. Featuring rowlock sockets, flat floor, oar holders, three seats. Tiller steering only. Rec. H.P. 3-15. Optional extra: Fish tank.

ALL "STEBERCRAFT" CLINKER FIBREGLASS MOD

RANGER




L.O.A. 15' 0". Gunwale, 16' 1". Beam, 6' 0". Transom, 5' 0". Depth, 31". Latest addition to our sportsman range. Designed exclusively for both fishing and ski-ing. Featuring heavy duty hull, windscreen, steering, self-draining well, two flat seats with removable backrest on forward seat, inbuilt spray rails. Rec. H.P. 20-75. Optional extras: Removable fish box and table.


VIKING



L.O.A. 12' 10". Gunwale, 14' 2". Beam, 5' 11". Transom, 5' 0". Depth, 28". A sports fishing version of the "Dolphin" with heavy duty hull. Has windscreen, steering, deck hardware, additional buoyancy tank forward, two straight seats, remote control block, self-draining well. Rec. H.P. 18-30.



ELS ARE RENOWNED FOR EXCEPTIONAL SEAWORTHINESS



BEAVER

L.O.A. 12' 3". Gunwale, 13' 1". Beam, 5' 7". Transom, 4' 4". Depth, 26". Sports Fisherman — Features standard longshaft transom, windscreen, steering, deck hardware and self-draining motor well. A popular boat for the fisherman and his family. Rec. H.P. 10-28.



EXPLORER

L.O.A. 15' 0". Gunwale, 16' 1". Beam, 6' 0". Transom, 5' 0". Depth, 31". A half cabin version of "Sealion" with heavy duty hull. Has fibreglass half cabin, Perspex windows, hatch grab rails, steering wheel, strong pulpit rail, upholstered bunks. Rec. H.P. 20-75.



SS, DURABILITY AND DRY RIDING QUALITIES



SAILFISH

A beautiful little 12 footer whose performance, on or off a wind, has astounded sailing enthusiasts everywhere. Displays remarkable stability either under sail or outboard motor. Features: Inbuilt buoyancy tanks act as seats and stabilisers. 18' aluminium mast. Oregon boom. Terylene sails. Folding centreboard and rudder blade. Bow eye and bow handle. Drain plug. Rowlock sockets. Optional deck colours. Suitable for outboard motor up to 10 H.P.

WHY CLINKER?

Only with clinker construction can concave and convex curves be combined, resulting in a superior performing hull. Every clinker acts as a longitudinal corrugation giving tremendous strength and rigidity. The overlap of clinkers in a Stebercraft provides more than 600 square inches of additional stabilising area. Air trapped by clinkers gives the craft quicker take-off, smoother ride and greater speed.


WHY FIBREGLASS?


No maintenance — long lasting — great impact strength — simple to repair if necessary. Dry rot, corrosion, re-caulking, refastening and leaking are things of the past.

WHY STEBERCRAFT?

All of the above features, and many more, are incorporated in every model of our wide, popular range.

Ask the man who owns a





Stebecraft have an enviable reputation throughout Australia for
QUALITY—SAFETY—PERFORMANCE—ECONOMY—STEEL-LIKE STRENGTH

By utilising the most modern lay-up method, the most up-to-date materials and skilled workmanship which is at all times under meticulous supervision and control, Stebecraft makes sure you get the very best.

The steel-like strength of Stebecraft design and construction eliminates vibration, suppresses noise and offers carefree boating pleasure for a lifetime.

With Stebecraft value you don't pay for frills, etc., you don't want; you pay only for what you need — beautiful eye-appealing lines and construction that is backed by warranty. . . .IT MAKES SENSE TO OWN A STEBERCRAFT BOAT

Warranty

STEBERCRAFT Pty. Ltd. will repair at its option boat hulls and decks defective by reason of faulty workmanship or material returned to the STEBERCRAFT dealer with transportation charges prepaid to the point of manufacture or authorised repair depot during the period of 12 months from date of purchase to original owners only. All equipment and accessories not expressly manufactured by STEBERCRAFT do not come under this warranty nor does damage caused by misuse, incorrect trailering, repairs previously carried out by unauthorised personnel, or boats used for racing.

YOU CAN INSPECT THE MODEL THAT SUITS YOU AT:—



STEBERCRAFT PTY. LTD.

BOX 140, P.O., NARRABEEN, N.S.W. 2101. Telephone: 93-1538