


Deluxe Cruiser

# 4700



## 4700

Deluxe Cruiser

Length overall	15.00 m (with landing platform & bowsprit)
Waterline length	12.50 m
Beam at transom	4.40 m
Beam at amidships	4.80 m
Waterline beam	4.00 m
Draft (twins)	1.20 m
Displacement	From 18.00 tonnes
Shaft dimensions	63.50 mm dia
Recommended	From twin 480 to 750
Fuel tank capacity	2,600 litres
Water tank capacity	580 litres
Sleeping capacity	4-8 persons
Speed	32 Knots

(Powered by twin 715HP Cummins)


(\*Weights vary according to chosen engines & options)

PO Box 90 Taree NSW 2430  
6 Elizabeth Avenue - Taree NSW 2430 Australia  
Phone +61 2 6552 2577 Fax +61 2 6551 0344  
Email [mail@stieber.com.au](mailto:mail@stieber.com.au) Web [www.stieber.com.au](http://www.stieber.com.au)


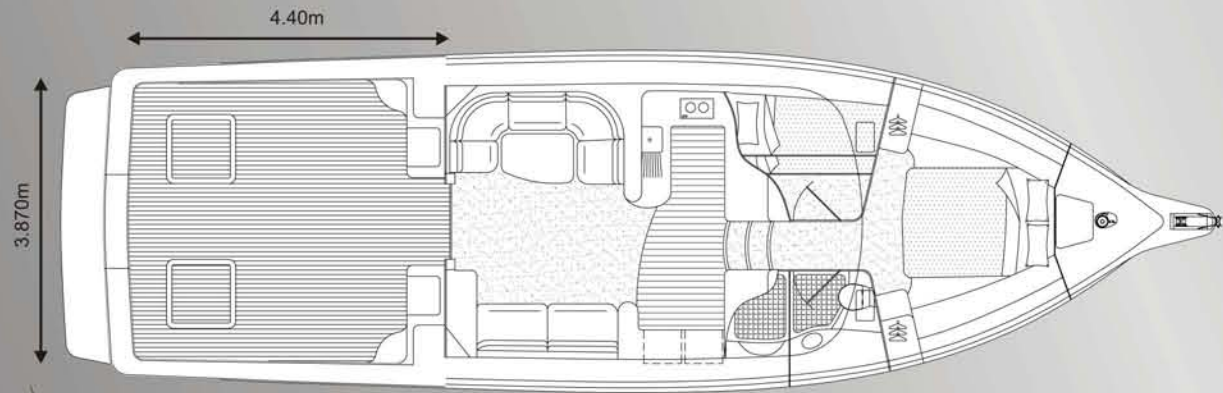


**STIEBER INTERNATIONAL**  
STIEBER CRAFT PTY. LTD.  
ABN 99 000 522 163





# 4700 Deluxe Cruiser



Photos show some options.