



**CLINKER
FIBREGLASS
BOATS**

19



NEW





12'3" BEAVER THE ANGLER'S BOAT



CENTRELINE LENGTH 12'3"
Beam 6 ft.
Transom 4ft. 4"

The popular boat for the fisherman and his family. Anti glare wind-screen, cable steering, moulded fibreglass seats with removable up-holstered backrest.
Rec. HP 10-40.



18ft. CHAMPION DELUXE HALF-CABIN OVERNIGHTER

CENTRELINE LENGTH 18'1½"
 MAXIMUM BEAM 7'11"
 Transom Beam 7' 0"
 Deadrise 15°



A rough water boat designed for deep sea work. Deep safe self-draining cockpit area of 55½ sq.ft. with walk-round well on outboard model. Collision bulkhead. Spacious forward stowage. Mechanical steering. Stylish "square look" anti glare screen. Upholstered bunks. Wide side deck with toe rail for safe access forward. Large forward hatch. Anti-slip deck. Available in sterndrive or outboard. Rec. HP to 300. Optional extras - s.s. pulpit rail and teak cupboard box seats and flush toilet. Also available CONTENDER - economy version




16ft. BERMUDA V.I.P. SKI-BOAT

CENTRELINE LENGTH 16 ft.
 Beam 6ft. 4"
 Transom 5ft. 4"

An excellent all-round performer, famed for its soft-riding qualities. Features back-to-back contoured vinyl seating, with matching vinyl sidepockets. Anti glare screen. Rope hatch in foredeck. Single or twin motor installation. Rec. HP 35-135. Optional extras - Hardtop and rear lounge. 16ft. CLIPPER Roomiest blue-water fisherman.

Top-grade fishing runabout version of Bermuda. Anti glare screen, mechanical steering. Two bench seats and sidepockets. Optional extras - Fishbox and upholstered backrest and seats.






15ft. EXPLORER FOR FAMILY COMFORT

CENTRELINE LENGTH 15 ft.
Beam 6 ft.
Transom 5 ft.

With fibreglass half-cabin. Mechanical steering. Anti glare screen and windows. Two hatches, two full length aft upholstered gloveboxes. Upholstered bunks. Emergency toilet. Rec. HP 20-80. Optional extras - pulpit rail and companion seat.




15ft. RANGER FISH AND SKI RUNABOUT

CENTRELINE LENGTH 15 ft.
Beam 6 ft.
Transom 5 ft.

Ideal for fishing and skiing. With anti glare windscreen, two bench seats. Inbuilt sprayrails. Cable steering. Rec. HP 20-80. Optional extras - Fishbox table and upholstered backrest.






15ft. COMET POPULAR SKI-BOAT

CENTRELINE LENGTH 15 ft.
Beam 6 ft.
Transom 5 ft.



Combines sophisticated styling with a velvet smooth ride. Anti glare windscreen, mechanical steering. Back to back contoured upholstered seating with inbuilt upholstered gloveboxes. Full length parcel shelves. Full depth motor well and inbuilt sprayrails. Rec. HP 35-135. Optional extra - rear lounge seat.



12'3" ROVER SKI RUNABOUT

CENTRELINE LENGTH 12'3"
Beam 6 ft.
Transom 4ft. 4"
Depth 26"



The newest concept in small, roomy runabouts, featuring back-to-back contoured upholstered seating. Anti glare windscreen, cable steering, self-draining motor well and inbuilt sprayrails.
Rec. HP 18-40.



20ft. VICTORY FLYBRIDGE GAME FISHERMAN

CENTRELINE LENGTH 20 ft.
Beam 7'11½"
Transom 6'10"



A beautifully performing offshore cruiser designed for maximum room as well as stability and soft-riding. Self-draining cockpit area of 75sq.ft. Raised bridge gives excellent allround visibility from the two swivel bucket seats. Deep fully-sided anti glare windscreen. Anti-slip deck with large forward hatch incorporating skylight. Full length sidepockets. Solid s.s. pulpit rail. Plenty of forward storage space for running gear. Outboard or sterndrive. Max. HP to 300.

20ft. VALIANT Luxury trunk cabin version of VICTORY.

The Beauty of Clinker

SAFETY COMES FIRST Safety at sea requires two factors, - strength of hull and shape of hull.

Clinker (Lapstrake in America) provides a strength that no other surface can give. It's just like the difference in strength between a flat sheet and a corrugated sheet. The clinkers (lapping of one surface over another) give it backbone and incidentally cut out any drumming noise. The combination of fibreglass and clinker is unbeatable for strength. Clinker actually combines concave and convex surfaces which, in the water, trap air so that the boat rides on millions of tiny air bubbles, which cushion the bumps and provide a surface of air ball bearings which give the boat a faster take off and greater speed.

SIMPLE CLASSICAL BEAUTY The long sweeping lines of a clinker hull give your boat an elegant beauty. If your boat is not the biggest in the bay, it will look bigger and longer than the other "slab-siders" of the same size.

STEBERCRAFT IS FIRST with the "1971 Look" for small craft. The deep Vee forward entry with a flat planing section aft ensures maximum stability. All our boats include full deck fittings in quality chromed gunmetal, allowing no corrosion.

WARRANTY

All Stebercraft boats are fully covered by a twelve month warranty. You have the backing of 25 years boat building experience as proof.

Manufactured by **STEBERCRAFT PTY. LTD.**
Brookvale N.S.W. 2100 Phone 93 1538

Distributed by