

# HELPFUL HINTS ON SELECTING A BOAT

**STEBER**



With the Compliments of STEBER

# HELPFUL HINTS ON SELECTING A BOAT

With the compliments of STEBER

Firstly a word of CAUTION

Whilst most reputable boat manufacturers adhere to safety standards to meet the Australian Standards Association—Standard C.1. for pleasure boat production, there is no compulsion to do so.

As with most items, and certainly no differently with boats, the old adage of, "You only get what you pay for", holds particularly true. The easiest way for a manufacturer to offer you a cheaper boat is to leave things out. That may suit your budget when it includes items that you may rationalise can be added later, but when



it includes safety items and materials it is downright DANGEROUS: REMEMBER YOU CAN'T PULL OVER TO THE SIDE OF THE ROAD IF YOUR HULL CRACKS AT SEA! You are responsible for the safety of your loved ones and friends when they are on board your boat. So exercise great caution when selecting a boat keeping safety on top of your list. Become a Hull Thumper, test the strength of the hull with a thump of your hand—and the side of the cabin if it's a half cabin. The resonance will soon indicate its strength—as a yardstick test the STEBER HULL. Another indication to the care a manufacturer has taken in building his boat, is the finish. If the finish is poor there is a better than even chance that the standard of materials and workmanship that went into the boat are also poor.

Bruce Steber has been building boats now for over 28 years. Whilst a quite unobtrusive man, Bruce enjoys talking about boats. We asked for his advice on what to look for when selecting a boat.

## Selecting a Boat

"Firstly let me tell you the things that frustrate me most," said Bruce, "so you can understand some of the dangers confronting the purchaser of a new, or for that matter, second hand boat. Many things I spend money on in making a boat, you can't see.

### Stringers

You can't see the stringers, that's the chassis of a boat. Or our recently developed "W" section that runs the full length of the boat and bedded down beneath the deck to ensure a perfect fit and maximum strength. But you sure can feel their strength and rigidity when you knife through a sea.

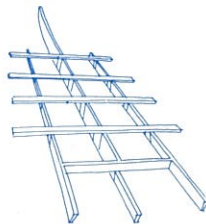

### Sole (floor)

In the models where liners are not fitted our floors are impregnated ply specially selected to absorb resin and assume a strength many times greater than it's own.

They are then sheafed in fibreglass. Our competitors mostly use ordinary plywood, which does not absorb resin, thus retaining its pliable qualities. The plywood, when flexing tends to crack its fibreglass sheafing, allowing it to absorb moisture which in turn causes swelling and further cracking of the fibreglass covering.

### Windscreens

You can see that the Steber windscreens are all anti-glare perspex to reduce eye strain and protect you from wind and water. We have even developed a forward sloping screen for our fishing models to give extra space to our fishing colleagues by reducing the windscreen intrusion into the cockpit area. It also serves the additional practical purpose of providing easier access forward, acting as a spray cheater as well as parting the occasional "greeny" that you are likely to encounter when fishing at sea. You can enjoy the benefit of this screen on your Steber Runabout if desired.





## Liners



In the construction of glass reinforced plastic boats (Fibreglass) usually only two moulds are used, one for the hull and one for the deck.

As the material is laminated into the mould, the surface facing the mould has a high finish, the other surface has to be hand finished and is consequently not so good. It can never equal the outside of the finished product.

With the result that most boats look good outside and "NOT SO GOOD" inside.

STEBER however, use three moulds, one of these is known as a liner, this fits into the hull with its good side out.

THE ADVANTAGES OF THIS ARE NOT ONLY AN EXCELLENT INTERIOR FINISH BUT ADDITIONAL STRENGTH AND SAFETY THROUGH BETTER FLOTATION.

All new 76 model Stebers including the 425, 475, and 525 series have liners fitted as standard equipment.

## Comfort

When it comes to seating, who knows more about seating comfort than the seating specialists? We came to the conclusion that average boat seating leaves a lot to be desired, not only as far as space was concerned but, all lack the comfort of lateral support. So we had a good look around to see what the seating specialists recommended, and came up with an exciting variety of seats to suit your boating needs—from the simplicity of the fisherman's choice to the luxury and security of bucket seats in the grand cruiser.

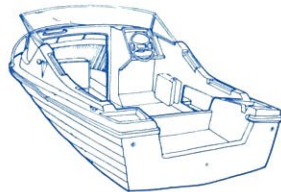

## A Complete Boat

Bruce went on to say, "Selecting a boat is not unlike buying a car, if we can use this analogy". We at STEBER do what the Japanese car makers have done. We have included in our '76 models all those things normally listed as extras, or not offered at all, and combined these features with QUALITY, DURABILITY and SAFETY like a Volvo car. We have even built our hull to last like a Volvo and the inclusions are all safety orientated too. Whilst STEBER doesn't manufacture or supply motors other than Volvo sterndrives on dealer order, we do specifically recommend the size of the motor you should use for optimum performance with each STEBER. As Bruce points out you can have a "buy it in bits" boat. You know the type, first you buy the hull, then add the steering system and wheel, enough hardware, oops—we forgot seats and cushions, not to mention life jackets, anchor and line

etc. You know the story! And then as a final pointer be sure to check the total cost of all the options you will need to bring it up to STEBER standard—then consider.

The pros and cons of factory installation and warranty cover, versus the additional cost and time of having it installed by the dealer before you can take delivery. As Bruce summarises, "The price tag on a STEBER represents excellent value—and one of the most complete boat packages available in Australia. The only way you can save money is to leave things out of the boat you buy". **WE WON'T—WILL YOU?**

Over the years Bruce has been asked many times WHY CLINKER? It's a question he enjoys answering. Clinker has many advantages of carvel, and when you stop to think about them, they make a lot of sense.



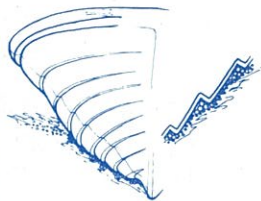
## Strength

“Firstly and perhaps most important is strength. Not that you can liken the simulated timber beam to the corrugations in a piece of corrugated iron”, but as Bruce says—“THEY HAVE IDENTICAL STRENGTHENING CHARACTERISTICS. Have you ever tried to bend a piece of corrugated iron—against the corrugations? Or imagine how Rolf Harris would have gone with a clinker wobble board?”.

## Ride

Apart from the strength that reflects in the rigidity that you feel when you knife through a big sea and the absence of ‘drumming’ that you experience in a hard chine boat—you know the sensation when you think the bottom is coming up through the deck! The unique STEBER clinker design imparts a much better ride. THE CLINKER GROOVES LAY DOWN A

FILM OF AIR BUBBLES WHICH UNDER THE PRESSURE OF WATER SPREADS ACROSS EACH PLANK. THIS FINE FILM OF BUBBLES ACTS BOTH AS A CUSHION AND A LUBRICANT. AS A CUSHION THEY REMOVE MUCH OF THE HARSHNESS OF THE RIDE,—if you have ever water skied you’ll know that water becomes quite hard at speed.



## Economy

AS A LUBRICANT, THE BUBBLES REDUCE THE WETTED SURFACE, THUS REDUCING THE SKIN FRICTION OF HULL TO WATER, which in turn requires less power to push the STEBER through the water, resulting not only in fuel economy but a less expensive power unit to begin with.





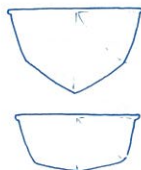
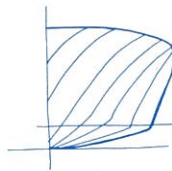
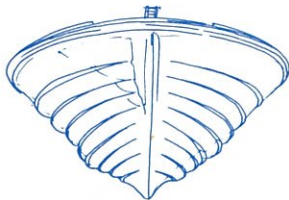
## Style

Bruce also points out, whilst other boat builders have flattered him by copying his clinker styles, these HAVE FALLEN SHORT OF CAPTURING HIS PERFORMANCE BY STOPPING THE CLINKER AT THE WATERLINE. Maybe because it takes much more skill to build a full clinker boat than it does to add on strakes later?

That's Bruce's case for clinker. But there is more to a STEBER than just a clinker hull. STEBER boats have earned an enviable reputation over 28 years for STRENGTH-DURABILITY and QUALITY.

## Hull Form

Deep Vee versus Shallow Vee. As Bruce Says—"Whilst owners of shallow draft boats accuse deep vees of rocking dizzily at rest, owners of deep vees point their finger at the shallow drafts pounding and fear of the open sea.



## Stability

As Bruce says, "With either you must decide whether you want stability on your way to where you are going or stability when you get there".

## Variable Deadrise Hull

"The boats we build combine the best characteristics of both these hull forms," says Bruce. STEBERS have a variable deadrise hull, that is, the hull shape in a series of planes set at different angles to form a vee.

## Dry Boat

From a fine entry with exceptionally flared bows, great for penetration of any sized sea and control of spray, ensuring a dry boat.

POWER UNITS: on all STEBER specifications for '76 models include minimum, maximum and recommended

engine sizes for your guidance.

**MINIMUM:** Most economical for acceptable performance with two persons on board: performance and economy will suffer badly with greater loads.

**MAXIMUM:** Maximum power that the boats can handle safely with an experienced operator in control.

**RECOMMENDED:** Offers balance of performance and economy with the loads the boat was designed to carry.

**SAFETY—PRIMARY:** Apart from the strength of the hull that we have already talked about all STEBER hulls have built-in air tight flotation compartments for additional strength and safety.

**SAFETY—SECONDARY:** Fitted as standard equipment on all '76 model STEBER power boats is the EXCLUSIVE

STEBER SAFETY PACK includes:—

1. Navigation lights.
2. Compass (except Ski boat).
3. Horn.
4. Four life jackets.
5. Full hardware.
6. Anchor and 120' of line.



**SAFETY-EMERGENCY:** Additional safety items for use in emergencies are required by law—your STEBER dealer will advise you on these.

**CAUTION:** Your STEBER BOAT is SAFETY EQUIPPED for River, Bay and Estuary operation only—if you intend to 'go to sea' refer to owners handbook for recommended additional items required.

So, as you can see, Bruce Steber has put a lot of thought into the design of his craft. But it doesn't end there! His boats have earned an enviable reputation over 28 years for strength, durability and quality.



## Attention to Detail

It's the small things that mean so much that you're more likely to find in a STEBER—for example every '76 model has with it an OWNER'S MANUAL to assist you in maintaining your boat in the best possible condition for many years to come, hints on how to handle your new boat, etc. You'll also find a TOUCH-UP KIT containing a small quantity of each of the colours used on your boat, to touch up your gel-coat should you damage the excellent STEBER finish. There's also an exclusive STEBER INSULATED TRANSOM PAD, not only does it protect your transom from harsh engine mounts but insulates much of the engine vibration from the hull. Bruce understands that when you make an investment of several thousand dollars on a boating rig you expect to get a professionally finished product. As you've probably heard, the quality finish on STEBER boats is almost legendary. It's the attention to small practical details that sets them apart.

Even to sanding under the deck where you cannot see. TO ENSURE YOU'LL NEVER EXPERIENCE THE DISCOMFORT OF A FIBREGLASS SPLINTER. Control cable tubes are moulded on under the gunwale to ensure that the cables are kept both out of sight and out of valuable stowage area.



## Finish

STEBER boats, as you've probably heard have a reputation for excellent finish. This just hasn't happened, it's a result of Bruce Steber's thoughtfulness extending down to the smallest painstaking detail. Normally manufacturers only re wax their moulds after twenty laminates have been pulled. STEBER re wax after ten. Normally manufacturers only thoroughly clean their moulds after forty or so pulls. STEBER does so after twenty pulls. Is it any wonder that the STEBER finish is so good?



## **Complete Range**

There's a complete range of STEBER pleasurecraft including sailing dinghies, catamarans and power boats from 11' to 18'—  
There's bound to be one to suit your needs be it SAILING,  
CRUISING—SKIING OR FISHING.

SEE YOUR STEBER DEALER NOW —

Steber Sales Pty. Limited,  
126 Ocean Street,  
Narrabeen, NSW. 2101.  
Telephone (02) 913-7307

*Distributors of Steber quality pleasurecraft.*